







LOW-LEVEL & MIXED LOW-LEVEL RADIOACTIVE WASTE SHIPMENTS TO THE NEVADA NATIONAL SECURITY SITE

FOURTH QUARTER REPORT, FY 2012 (JULY, AUGUST, SEPTEMBER 2012)

RouteType	Route Legend	Origin State>>	CA	ID	ID	ID	IL	KY	MD	NM	NM	NY	NY	OH	SC	TN	TN	TN, WA, CA	TN	TN	TN	TN	TX	
		Total Shipments by Route	Lawrence Livermore National Laboratory	Advanced Mixed Waste Treatment Project	Batelle Energy Alliance	Idaho National Laboratory	Argonne National Laboratory	Paducah Gaseous Diffusion Plant	Aberdeen Proving Ground	Los Alamos National Laboratory	Sandia National Laboratory	Brookhaven National Laboratory	West Valley Environmental Services	Portsmouth Gaseous Diffusion Plant	Savannah River Site	Duratek/Energy Solutions	Babcox & Wilcox Technical Services Y-12 Plant	Materials & Energy Corporation (M&EC) Perma-Fix	Nuclear Fuels Services	Wastren Advantage, Inc.	Oakridge Reservation	UT-Batelle/ Oak Ridge National Laboratory	Pantex Plant	
CALIFORNIA	I-15, CA-127, NV-373, US-95		5	5																				
CALIFORNIA	I-15, CA-127, CA-178, NV-372, NV-160, US-95		8	8																				
SOUTHERN	I-40, I-15, NV-160, US-95		1													1								
SOUTHERN	I-40, US-95, NV-164, I-15, NV-160, US-95		170	2				8	2	7	7			13	20	4	30	15	33	4	23	1	1	
NORTHERN	I-80, US-93-ALT, US-6, US-95		32		15	4	3					3	3			1		2				1		
NORTHERN	US-93, US-6, US-95		17		4	8	5																	
Total Shipments by Generator>>>			233	15	19	12	5	3	8	2	7	7	3	3	13	20	6	30	17	33	4	23	2	1
Total Volume (ft³) by Generator>>>			223,380	10,527	18,903	6,412	6,082	1,710	5,130	874	3,099	1,660	2,679	5,351	14,291	23,463	1,903	43,843	6,109	41,171	7,395	19,734	1,684	1,360

*There were 16 intermodal shipments this quarter

Fourth Quarter FY 2012 - Low-Level & Mixed Low-Level Waste Shipment Routing to the NNS

